



Main Results of Phase A

- Selection of 21 regions
- Analysis of database
- Visualisation of major activity patterns
- Tools for Phase B



Selection of 21 Regions

Parameters for the selection have been:

- regions have operations with a *mix of themes* and planned results
- number of ongoing operations per region (*high activity level*)
- have operations with different *intensities of cooperations*
- have operations with *different levels of maturity* (e.g. 1st, 2nd or 3rd Call)



MS Regions

DE	Sachsen	Berlin	Thüringen	Brandenburg
HU	Közép-Magyarország	Nyugat-Dunántul	Dél-Dunántúl	
IT	Emilia Romagna	Veneto	Friuli-Venezia Giulia	
PL	Malopolskie	Slaskie	Wielkopolskie	
AT	Oberöstereich	Wien		
CZ	Severovýchod	Jihovýchod		
GR	Kentriki Makedonia	Thessalia		
SI	all			
SK	Východne Slovensko			



Analysis of Database

Selected findings

- Overviews
- Types of operations
- What is going on? - the cooperation themes
- Who is active in IIC? – partners of the operations



The INTERREG III C Programme – Operations, Partners

Zone	Operations	Total Partners	Partners from East Zone Regions
All Zones	264	2,634	718
East Zone	71	662	415

- on average 10 partners per operation
- from 3 to 50 partners per operation



The INTERREG III C Programme – Budgets

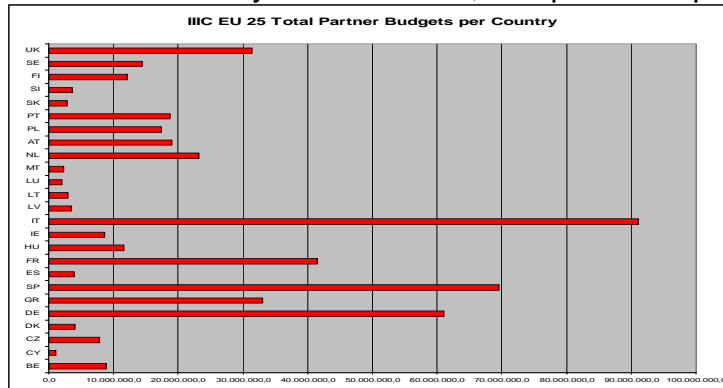
Zone	Operations	ERDF (mn. EUR.)	Total Partner Budget (mn. EUR.)
All Zones	264	305	507
East Zone	71	70	116

- on average 1.2 mn. EUR. per ICP and NW,
- 5.2 mn. EUR. per RFO

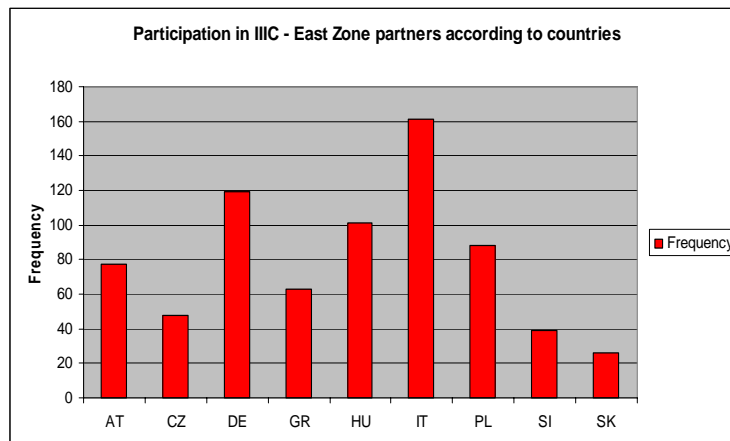


IIC in EU 25

- 2,475 partnerships out of 2,634 within EU 25 (263 LPs)
- 496 mn. EUR out of 507 mn. EUR total partner budget in EU 25 countries
- The winner is Italy - 90 mn. EUR, 361 partnerships



Participation of EZ Partners per Country



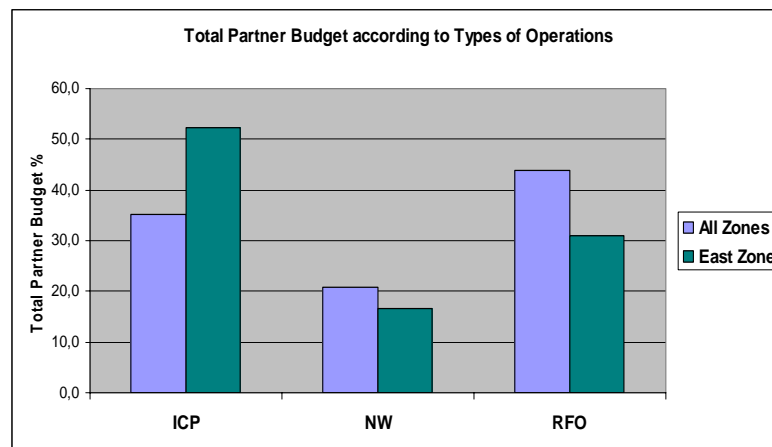


Participation of EZ Partners per Country

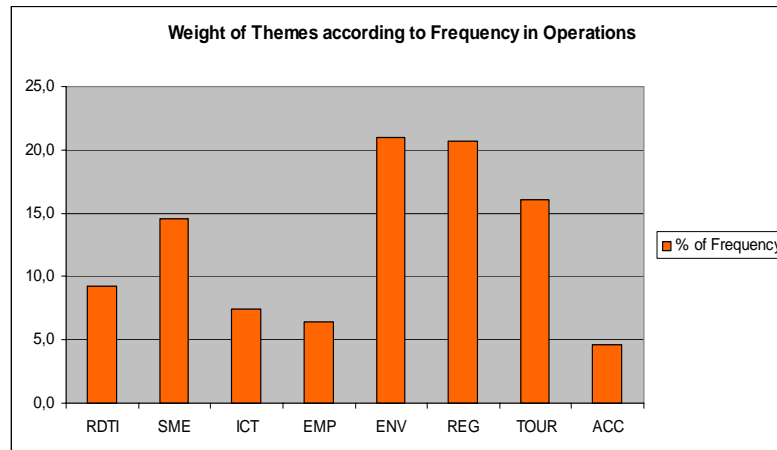
- Italy reveals the strongest involvement of the 9 East Zone Countries
- Among the New Member States Hungary accounts for the highest numbers of partners in III C



The Operation Types



The 8 Cooperation Themes

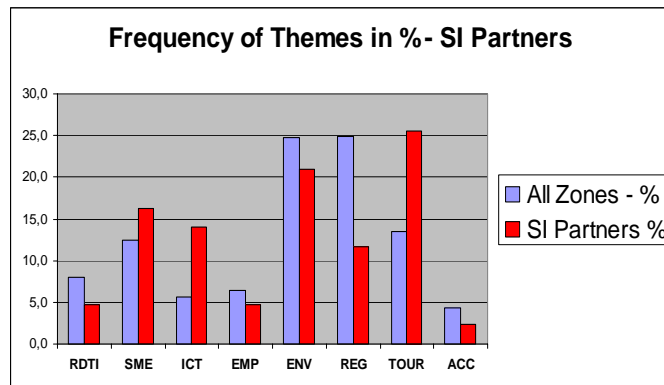


The 8 Cooperation Themes

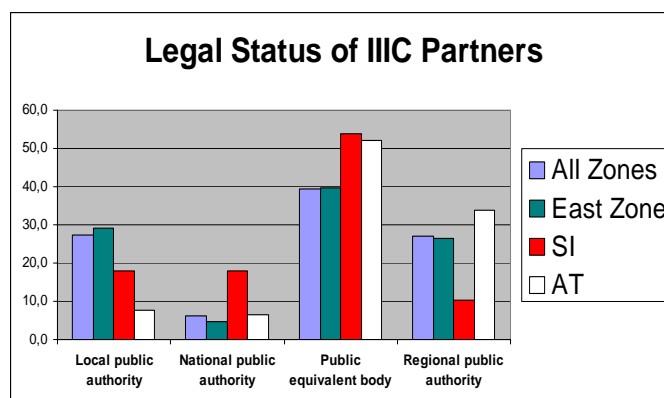
- Dominance of **Environment, Risk Prevention, Energy and Natural Resources & Regional Planning, Territorial Regeneration and Urban Development** in INTERREG III C
- Slovene Partners in III C follow a rather different pattern: **Tourism and Cultural Heritage** dominates, followed by **Environment, Risk Prevention, Energy and Natural Resources**
- above average share of **SME** and **Information Society and e-government**



Interest of Slovene Partners in IIIC according to themes



Who is active in INTERREG III C ?





Legal Status of Interreg III C Partners (PP+LPs)

- Again Slovenia is different to some extent
- Dominance of **public equivalent bodies** among the Slovene Partners; these are BSCs !, universities, research institutes (forestry!), Technology and innovation centre, regional association, tourism association
- Sound involvement of **national public authorities** (NARD, Health Insurance Institute, Forestry Service)
- **Regional Public Authorities** ? (Regional public health institute, LDA, RDA, ..)



... **investment patterns per countries**

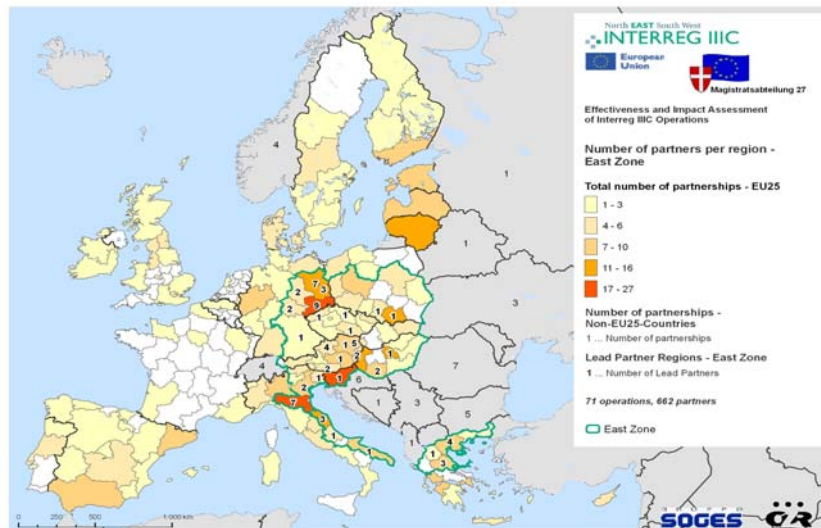
- AT, DE, CZ, SI and HU reveal a clear focus on the East Zone
- GR and IT are more oriented towards the South Zone (major parts of territory in this zone)
- SK strong ties with LPs from South Zone
- PL rather balanced between East And West Zone

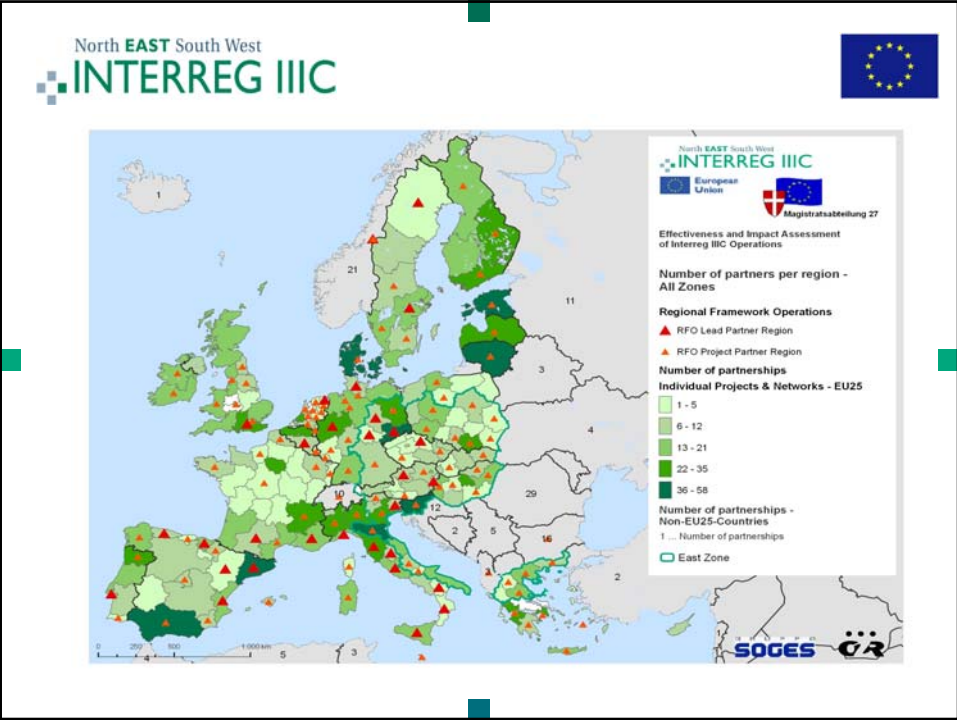
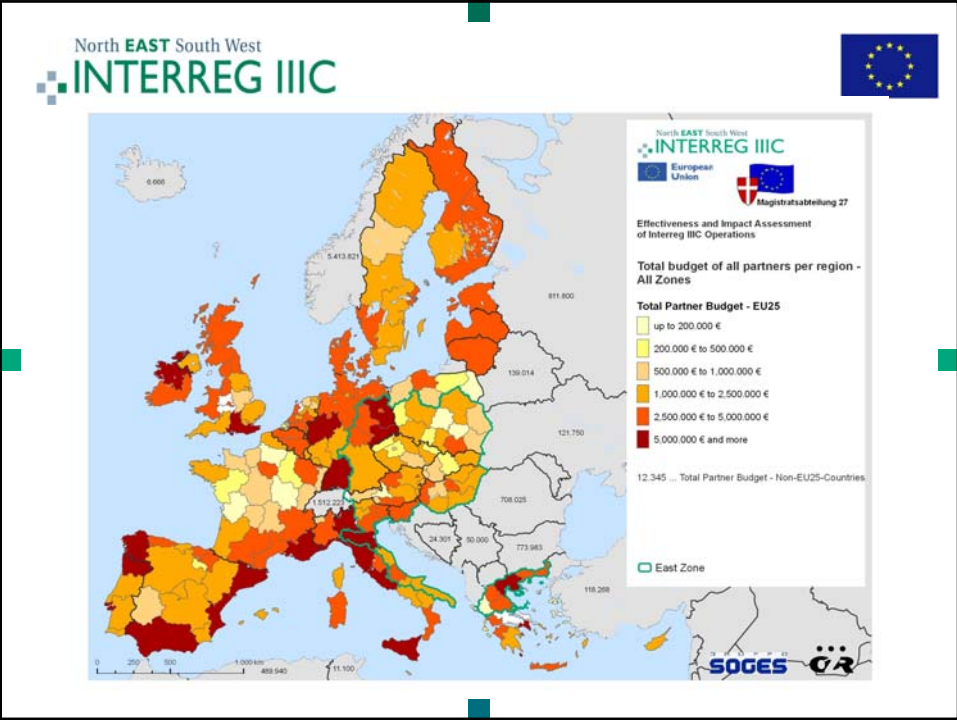


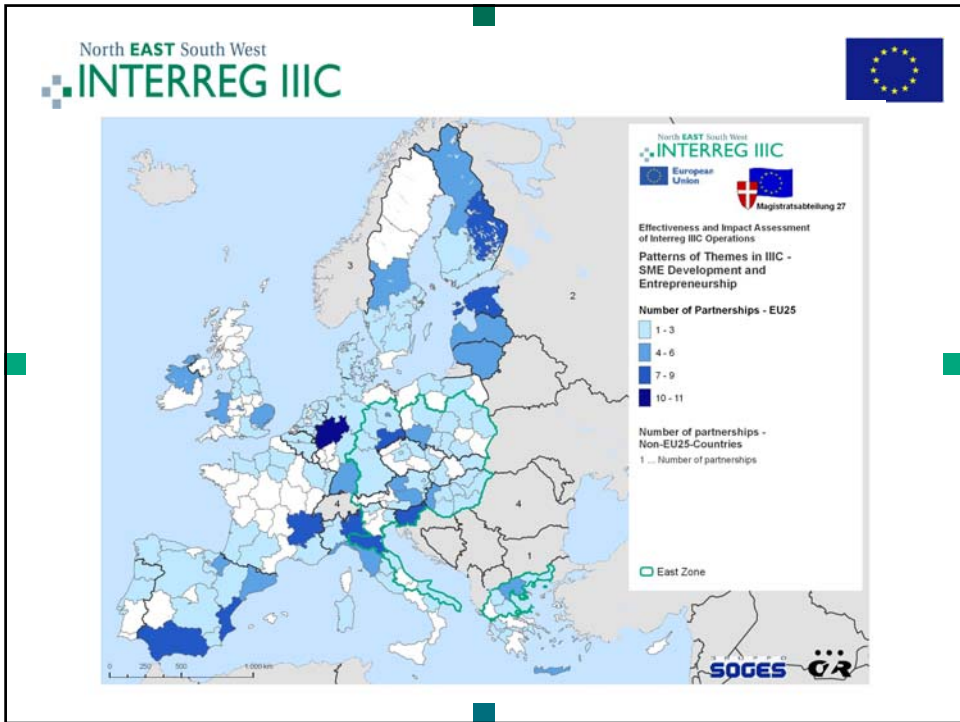
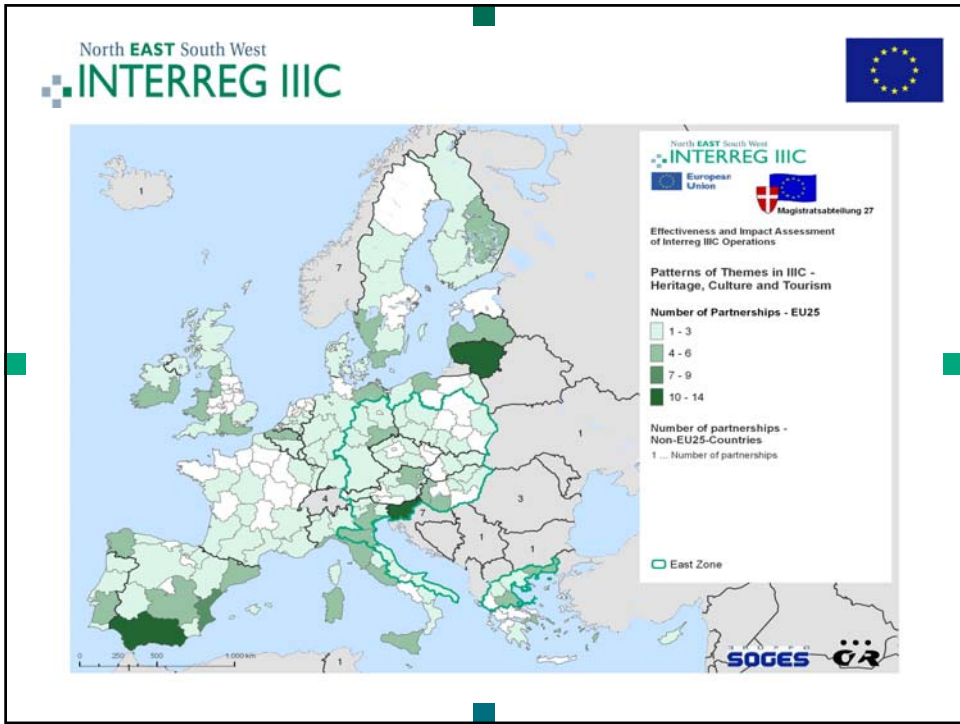
Visualisation of Activity Patterns

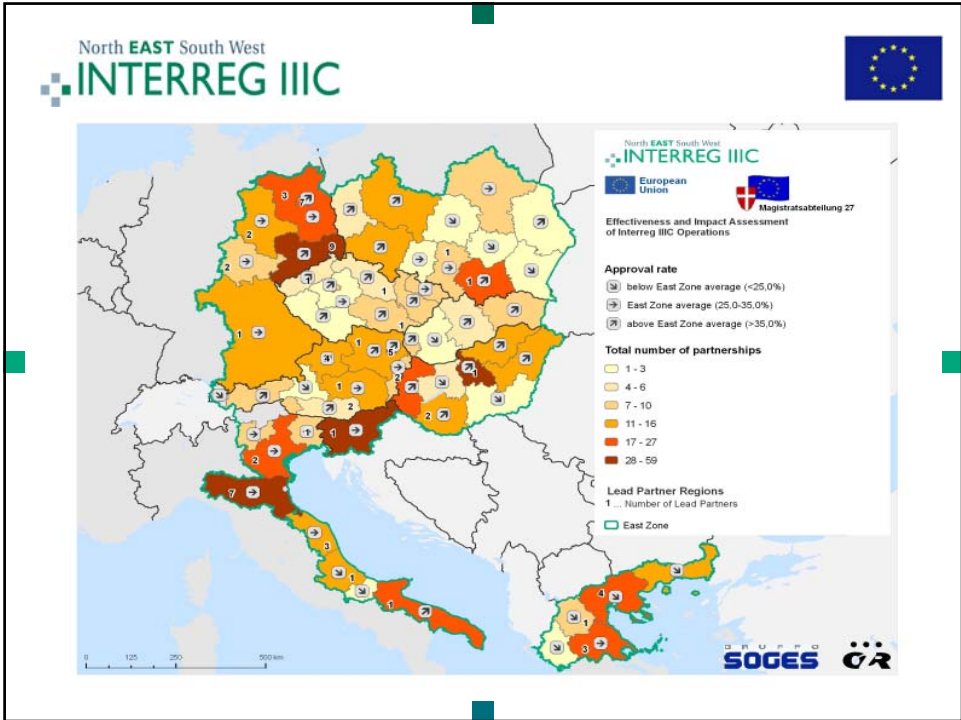
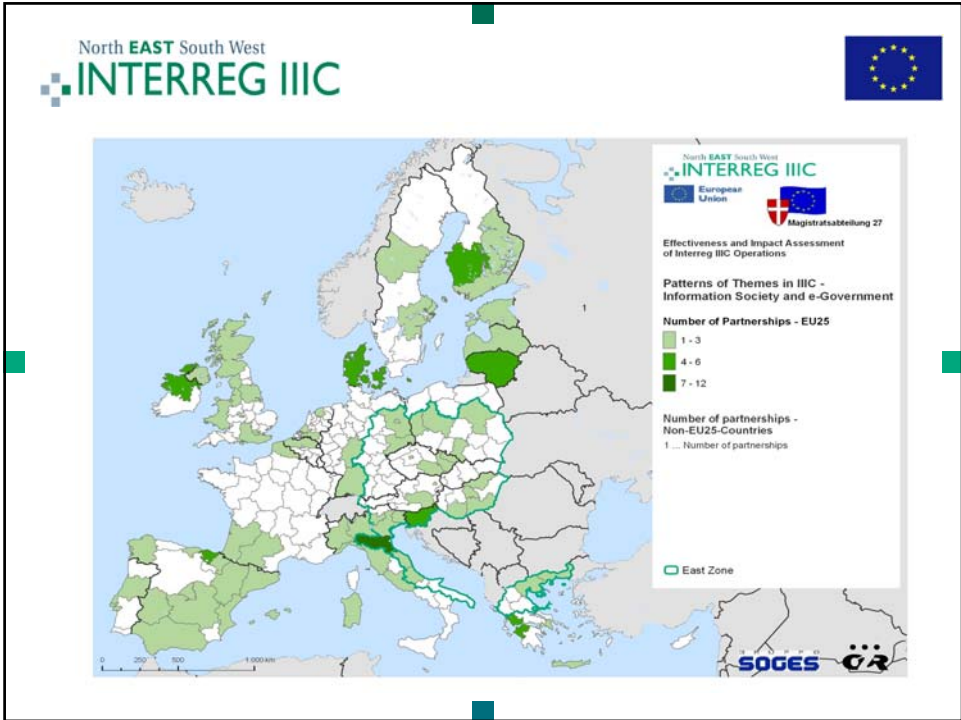
Selected Maps

- Map 1 – Operations managed by the East Zone
- Map 3 – Partner Budgets per Region
- Map 4 – Number of Partnerships
- Map 5 – Selected Themes









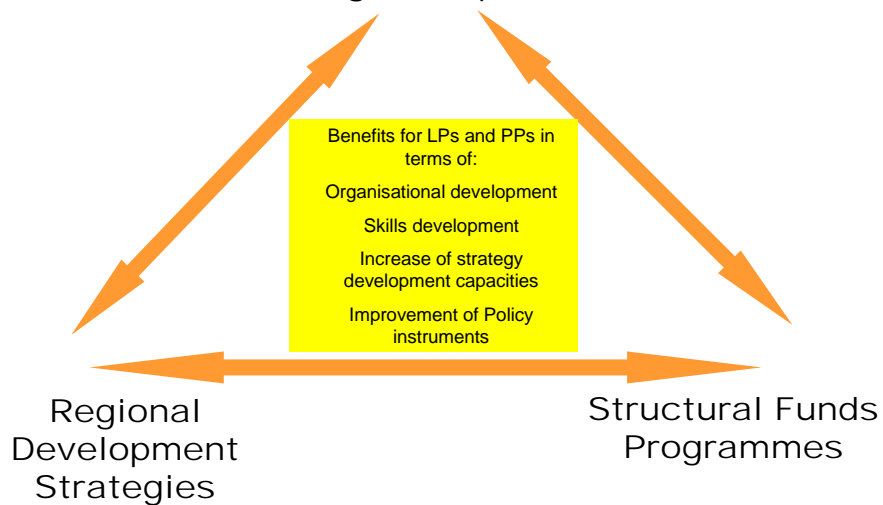


Key issues for discussion

- We are interested to enrich our Study with qualitative findings based on first-hand experience!
- **Motivation:** why did you get involved in IIIC?
- **Link:** to Regional Development Programmes and Structural Funds Programmes?
- **Impact:** How does the operation support the regional development process / structural funds policies in the region?

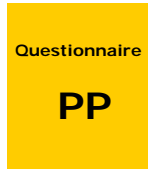


Interreg III C Operation





1st Survey among LPs and PPs in 21 regions THE TOOLS



Basic Contents of the Questionnaires

Part A - Motivation

Idea, contact, development, quality of partnership

Part B - First Impact

Link RD Plan, link SF Programme, first impacts at institutional level, on strategy development capacity, on policy instruments

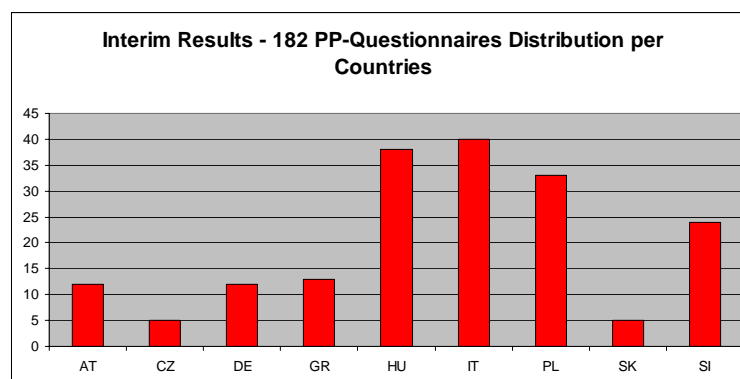
Phone Interviews **Dissemination**
Meetings **evt. Phone Interview**

Feedback & Discussion in the frame of Reference Group meetings in the 21 regions



Interim results of the 1st survey

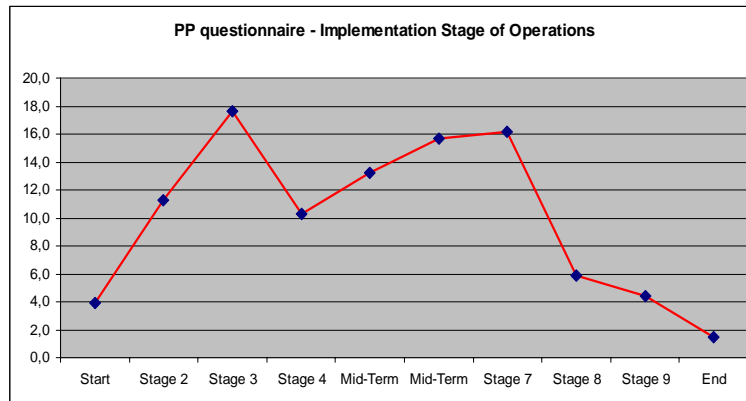
■ interim result 182 Questionnaires from Project PPs





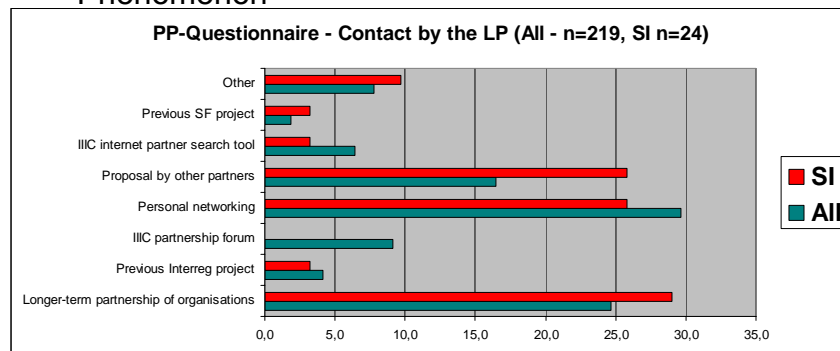
Implementation stage

- sound mix in terms of maturity of operations



First contact

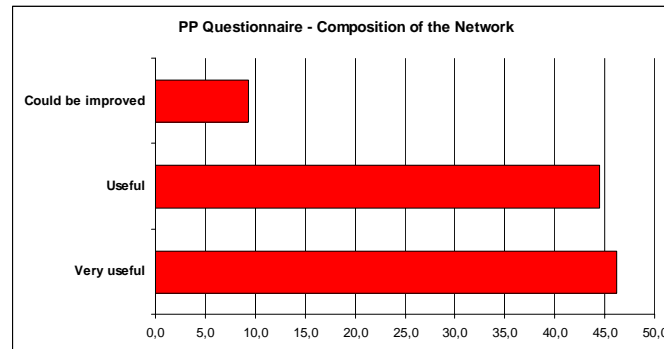
- in general personal networks and established partnerships clearly dominate in launching the co-operation
- SI seems to be marked by a 'Community Phenomenon'





Composition of the network

- high satisfaction rate as regards the composition of the network with a view to the regional development objective
- Slovene partners are slightly more sceptical (40% very useful, 50% useful)



Relation to development programmes

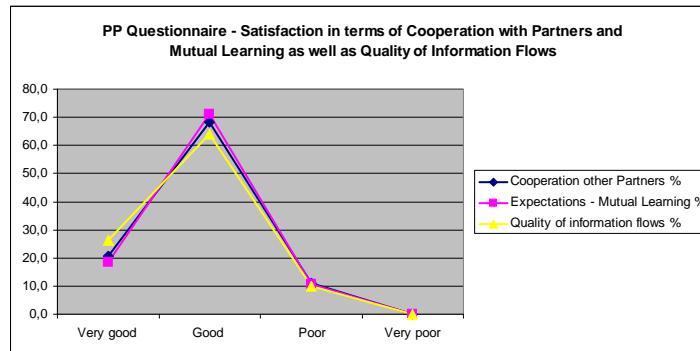
- in general sound anchoring in regional development programmes
- less marked in case of SF Programmes; approx. 10% relate to INTERREG C
- in Slovenia both links less marked (40%)

Question (n=174)	Yes %	No %
Direct link to Regional Development Programme	64	36
Direct link to Structural Funds Programme	47	53



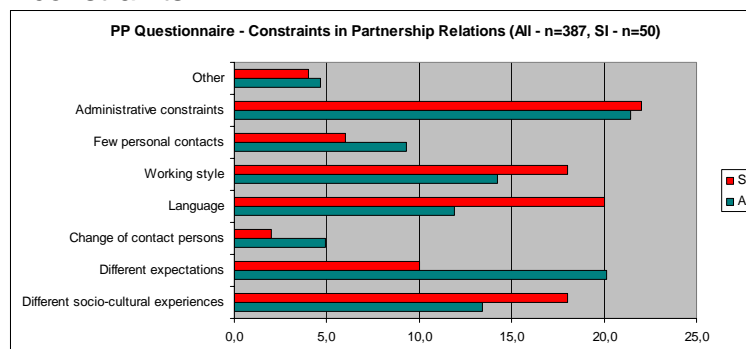
Satisfaction with partnership

- generally high satisfaction rates as regards co-operation with other partners, expectations in terms of mutual learning and quality of information flows



Constraints in partnership relations

- in general administrative constraints and differences in expectations dominate
- for Slovene partners language, different working style and the socio-cultural background are also key constraints





Policy impact

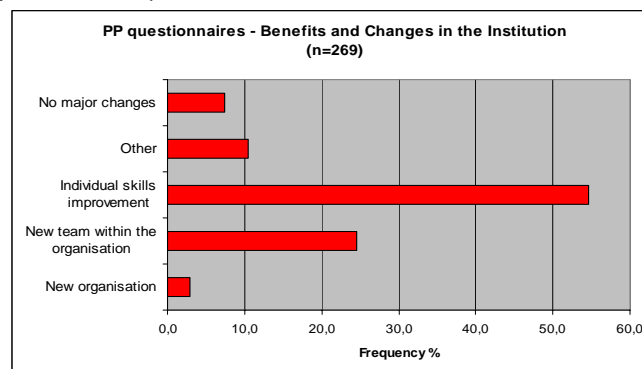
- For the majority of partners too early to state
- however, a considerable number states that the political arena has been reached

Question	Yes %	No %	Too early %	Do not know %
Improved strategy development capacities	5	13	75	7
Operation has reached the political arena	28	8	61	3
Changes of policy instruments at regional level	4	22	70	4



Benefits and changes at institutional level

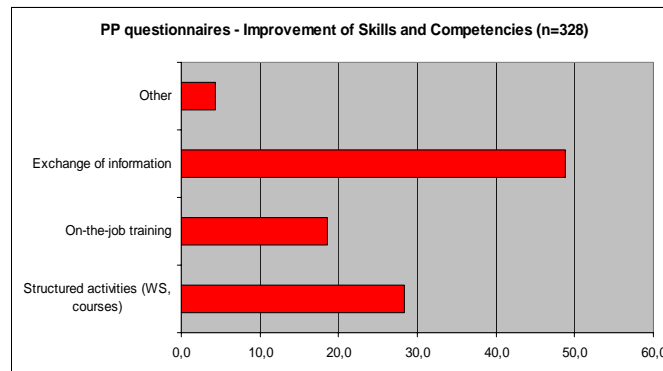
- improvement of skills clearly dominates (147 from 182)
- significant share of new team formation (66 from 182)
- Slovene partners follow this trend (20 out of 24 see skills improvement)





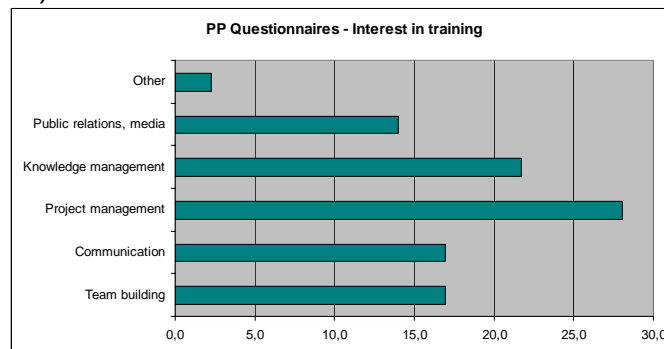
Skills improvement

- exchange of information is the key asset of the IIC networks (160 out of 182) - for Slovenia 21 out of 24
- Workshops, seminars, lectures and courses are crucial elements (50% of respondents)



Interest in training

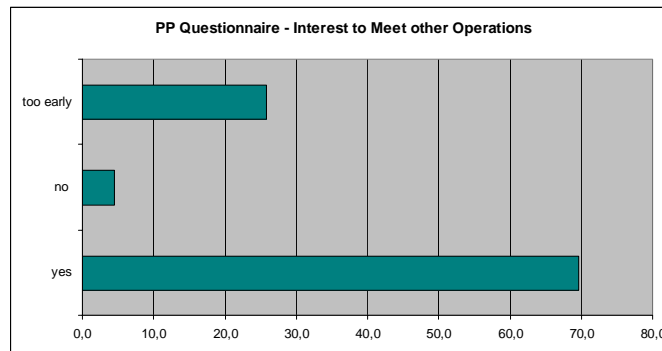
- good old project management dominates
- high awareness of the key asset of networks - Knowledge!
- For Slovene partners almost equal interest in project management and knowledge management (16 and 15 out of 24)





Interest in targeted exchange

- marked interest in targeted exchange
- out of 124 positive answer 44 respondents name operations or themes, 24 even two themes/operations
- transport (5) and tourism (4) are the most frequent themes



THANK YOU FOR YOUR ATTENTION!

Name	E-Mail	Phone
Bernhard Schausberger	schausberger@oir.at	+43-1-533 87 47 – 42
Hildegard Oraze	oraze@oir.at	+43-1-533 87 47- 48